


159 South Jackson St, Suite 600  
Seattle, Washington 98104 USA  
+1 206 624 5670 [alex@ontkunding.com](mailto:alex@ontkunding.com)

Olson Kundig

Project: **SOMMET BLANC**  
3300 Marsac Ave (B2 East Parcel)  
Park City, Utah 84060



**Pool Consultant**  
**Cloward H2O**  
2696 N University Ave, Suite 290  
Provo, UT 84604

**Landscape Architect**  
**EPG Design**  
6949 South High Tech Drive, Suite 100  
Midvale, Utah 84047

Specifications Writer

**Friday Group**  
88 Mainelli Road

**Code Consultant**  
**Holmes**  
600 1st Avenue, Suite 200  
Seattle, WA 98104

Fire Protection Engineer  
**Jensen Hughes**  
One Research Drive, Suite 3050  
Westborough, MA 01581

**Vertical Transportation Consultant**  
**Lerch Bates**  
19515 North Creek Parkway, Suite 300  
Bothell, WA 98011

**Structural Engineer**  
**Magnusson Klemencic Associates**  
1301 5th Ave, Suite 3200  
Seattle, WA 98101

**Lighting Designer**  
**O-**  
1319 SE MLK Blvd, Suite 210  
Portland, Oregon 97219

**Building Envelope Consultant**  
**RDH**  
2101 N 34th St  
Seattle, WA 98103

**Accessibility Consultant**  
**Studio Pacifica**  
2144 Westlake Ave N, Suite F  
Seattle, WA 98109

**MEP Engineer**  
**WSP USA**  
1001 Fourth Ave., Suite 3100  
Seattle, WA 98154

principal architect \_\_\_\_\_  
project manager \_\_\_\_\_  
drawn by \_\_\_\_\_  
checked by Checker  
job no. \_\_\_\_\_  
date 5/17/2024

revisions:

| no. | date | t |
|-----|------|---|
|-----|------|---|

IFC Set 2 of 3  
5/17/2024

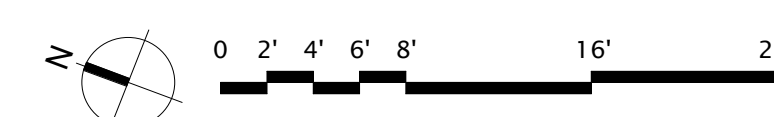
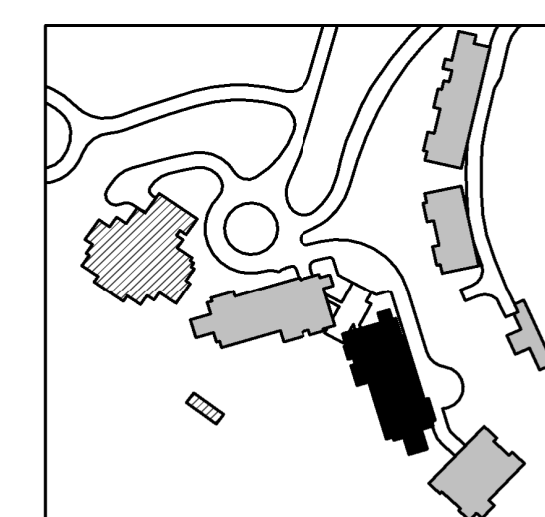
TOWER B - LVL 7  
ELECTRICAL LIGHTING  
PLAN

E3.2B.17

**SHEET NOTES:**

- A. DRAWINGS ARE INTENDED TO SHOW GENERAL ARRANGEMENT, DESIGN, AND EXTENT OF WORK AND ARE DIAGRAMMATIC. DRAWINGS ARE NOT INTENDED TO SHOW EXACT LOCATIONS EXCEPT WHERE DIMENSIONS ARE SHOWN. ELECTRICAL WORK IS SHOWN ON A STANDARD GRID. THE CONTRACTOR SHALL BE RESPONSIBLE FOR OBTAINING MATERIALS, COMMENCEMENT WITH WORK, VERIFY MEASUREMENTS PERTAINING THERETO AND ASSUME RESPONSIBILITY THEREFOR. ANY UNUSUAL DIFFERENCES BETWEEN THE DRAWINGS AND CONDITIONS OF THE PROJECT SHALL BE REPORTED IMMEDIATELY TO THE PROJECT MANAGER FOR CONSIDERATION BEFORE PROCEEDING WITH WORK.
- B. THE CONTRACTOR SHALL BE RESPONSIBLE FOR OBTAINING ALL PERMITS REQUIRED TO INSTALL A COMPLETE ELECTRICAL SYSTEM AS INDICATED ON DRAWINGS AND SPECIFICATIONS.
- C. PROVIDE EXIST SINGS AND CONNECT EXIST SINGS AND LUMINAIRES NOT AS EMERGENCY LIGHTING TO POWER LIGHTING FIXTURES. PROVIDE EXIST LIGHTING TO POWER LIGHTING FIXTURES.
- D. REFER TO LUMINAIRE SCHEDULE FOR INFORMATION.
- E. FIXTURE CATALOG NUMBERS ARE SUBJECT TO CHANGE BY MANUFACTURER. VERIFY CATALOG NUMBERS WITH MANUFACTURER.
- F. VERIFY EQUIPMENT SIZES AND POWER REQUIREMENTS FOR EQUIPMENT PROVIDED BY OTHERS.
- G. VERIFY ALL CONDUITS IN FINISHED SPACES SHALL BE CONCEALED. COORDINATE WITH OTHER TRADES AND USE CHASES AND CEILING SPACES. LOCATIONS OF ELECTRICAL JUNCTION BOXES IN FINISHED SPACES SHALL BE APPROVED BY ARCHITECT PRIOR TO PO

**NUMBERED NOTES:**



1 TOWER B - LEVEL 7 ELECTRICAL LIGHTING RCP  
SCALE: 1/8" = 1'-0"

