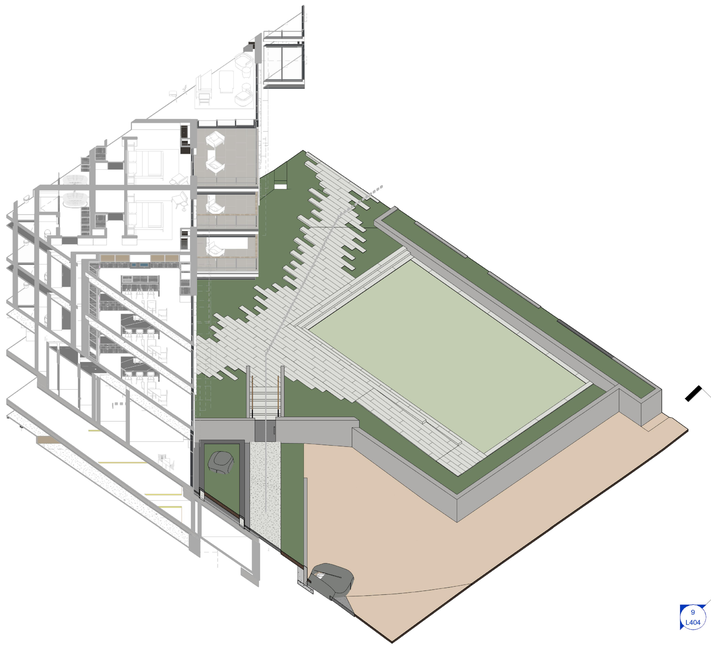

1 3D - The Lawn

2 The Lawn
2" = 10'-0"

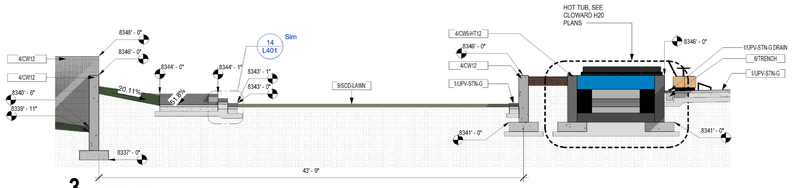

3 Section - Lawn 1
3/16" = 1'-0"



4 Section - Lawn 2
3/16" = 1'-0"

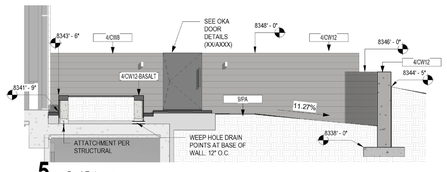

5 Pool Entrance
3/16" = 1'-0"

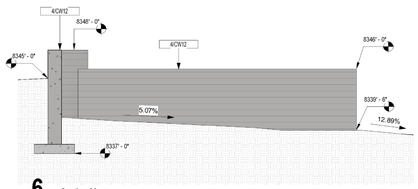

6 Section 20
3/16" = 1'-0"

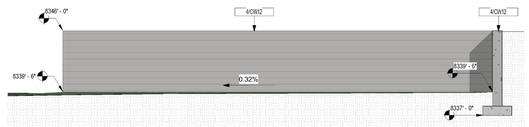

7 Section 19
3/16" = 1'-0"

KEYNOTES

01 PAVEMENT, RAMPS, AND CURBS

Keynote		Detail	SF
1/AG-CS	Crushed Stone with Agg Base	4/L401	1,400 SF
1/AG-RS	Mexican Pebble with Agg Base	6/L401	952 SF
1/PV-C	Concrete 4" - Broom Finish with Sawcut Scoring	2/L401	1,536 SF
1/PV-CAWM	Concrete 4" White with Acid Wash with Sawcut Scoring		20,837 SF
1/PV-CIC	Concrete 4" Integral Color with Decorative Scoring	1/L401	6,041 SF
1/UPV-STN-COPE	Stone Paver - Monolithic - 16x12x12 - Pool Coping	CLOWARD	476 SF
1/UPV-STN-B	Basalt Paver - Monolithic - 16x12x2 - with Conc Base	12/L401	712 SF
1/UPV-STN-BRID GE	Granite Paver - Monolithic - 16x12x2 - with Concrete Base Bridge	12/L401	116 SF
1/UPV-STN-G	Granite Paver - Monolithic - 16x12x3 - with Concrete Base	12/L401	4,912 SF
1/UPV-STN-G DRAIN	Granite Paver - Monolithic - 16x12x2 - with Trench Drain Under	8/L402	174 SF

02 JOINTS

Keynote		Detail	LF

03 SITE STAIRS

Keynote		Detail	SF
3/STRS-BA	Basalt Treads on CIP Base - 6"x12"x5"	13/A01	452 SF
3/STRS-C	Concrete Stair - 6" x 12" - Acid Wash Natural Gray with Concrete with Shadowline	15/L401	1,489 SF
3/STRS-GR	Granite Treads on Concrete Base - 6"x12"	13/A01	1,272 SF

04 SITE WALLS

Keynote		Detail	VSF /FFF
4/CW6	6" Concrete Wall Boardform	16/A01	96 SF
4/CW6-HT12	12" - Hot Tub Wall	17/A01	488 SF
4/CW8	8" Concrete Wall Boardform	16/A01	1,998 SF
4/CW12	12" Concrete Wall Boardform	16/A01	13,225 SF
4/CW12-BASALT	12" Basalt	17/A01	519 SF
4/CW24	24" Concrete Wall Boardform	16/A01	219 SF
4/CW24-BASALT	24" Basalt	17/A01	302 SF

SEE LAWLABR FOR ISOMETRIC AND SECTION VIEWS OF WALLS THEIR ELEVATION RELATIONSHIPS

05 SITE AMENITIES

Keynote		Detail	Count
5/BIKE	Surface Mount Mild Steel	7/L402	8
5/BOULDER	Basalt Boulder	1/A401	113
5/FF	Pyra-7 36"X35"X15" - fire feature by Outdoor Elements	3/A02	4
5/SF-1SEAT	MamaGreen_BNDX011_BONDI BEAU 1-seater 35/67	INT DES	15
5/SF-4SEAT	MamaGreen_BNDX03_BONDI BEAU 4-seater	INT DES	8
5/SF-ADCHR	Grand Adirondack Chair - 1pc - The Bend Adirondack Chair com	INT DES	6
5/SF-ADCHR2	MamaGreen_BNDX011_BONDI Adirondack	INT DES	8
5/SF-BTABLE	Bistro Table (TBD with ID)	INT DES	3
5/SF-CHAIR	MamaGreen_Alba_Casual Chair (MC037)	INT DES	6
5/SF-DINING-1	MamaGreen_Alba Dining Table (MC209)	INT DES	4
5/SF-DINING2	MamaGreen_Alba Dining Table (MC211)	INT DES	3
5/SF-DING2	Dining Table (Interior Designer)	INT DES	1
5/SF-LOUNG_1	MamaGreen_Alba_Lounger with wooden wheels (MC500)	INT DES	6
5/SF_TABLE-SIDE	18" Side Table - Por interior Design	INT DES	8
5/MF-POOL	POOL	CLOWARD	1
5/MF-HT	Hot Tub	CLOWARD	208 SF

06 SITE RAILINGS AND FENCES

Keynote		Detail	LF
6/GR18	Kuko - Flat - Space - Wire Mesh - 18"	8/L402	48'
6/GR42	Kuko - Flat - Space - Wire Mesh - 42"	15/L403	27'
6/HF36	Kuko - Posts - Flat - Spaced - 36"		170'
			250'

SITE RAILING TO MATCH IN WITH THE OKA DETAIL FOR THE KOKO HAND / GUARDRAIL. ADJUST DESIGN TO MEET THE SPECIFIED VARIATIONS OF NO HEIGH AND HEIGHT DIFFERENCES

07 SITE LIGHTING

Keynote		Detail	Count

08 SITE DRAINAGE

Keynote		Detail	Count

Keynote		Detail	Length

09 PLANTING AREAS

Keynote		Detail	SF
9/NPA	Slope Stabilization / Native Alpine Groundcover Landscaping Areas		62,808 SF
9/PA	Planting Area		27,012 SF
9/SOD LAWN	Lawn		6,956 SF

10 MISCELLANOUS ELEMENTS

Keynote		Detail	Count

DISCLAIMER:

THE DESIGNS SHOWN AND DESCRIBED HERIN (INCLUDING ALL TECHNICAL DRAWINGS, GRAPHIC REPRESENTATIONS, AND MODELS THEREOF) ARE PROPRIETARY AND CAN NOT BE COPIED, DUPLICATED, OR COMMERCIALLY EXPLOITED IN WHOLE OR IN PART WITHOUT THE SOLE AND EXPRESS WRITTEN PERMISSION FROM ENVIRONMENTAL PLANNING GROUP GROUP (EPG).

ENVIRONMENTAL PLANNING GROUP GROUP (EPG) PROVIDED QUANTITIES ARE CALCULATED BASED ON THE 3D MODEL PROGRESS. CONTRACTORS ARE RESPONSIBLE FOR REVIEWING THE DESIGN AND PROVIDING THEIR OWN CALCULATIONS AND AREAS FOR THE PURPOSES OF COST ESTIMATING / BIDDING. ALL QUANTITIES AND COST ASSUMPTIONS TO BE REVIEWED WITH AND APPROVED BY THE LANDSCAPE ARCHITECT.

THE CLIENT, AND/OR THE CLIENT'S CONTRACTOR, IS RESPONSIBLE FOR ATTAINING OR PROVIDING THE NECESSARY CONSTRUCTION PERMIT FOR CITY CODE COMPLIANCE.

05/16/24

Reserved for permit stamp

Olson Kundig
158 South Jackson St, Suite 600
Seattle, Washington 98104 USA
+ 1 206.624.5670 olsonkundig.com

project
SOMMET BLANC RESIDENCE 1
ADDRESS:
PARK CITY, UT

White Summit Development, LLC
PO Box 980022
Park City, Utah 84098

Acoustic Consultant
BRC Acoustics
1932 1st Ave, Suite 620
Seattle, WA 98101

Pool Consultant
Cloward H20
2696 N University Ave, Suite 290
Provo, UT 84604

Landscape Architect
EPG Design
6949 South High Tech Drive, Suite 100
Midvale, Utah 84047

Specifications Writer
Friday Group
88 Mainelli Road
Middlebury, VT

Code Consultant
Holmes
600 1st Avenue, Suite 200A
Seattle, WA 98104

Fire Protection Engineer
Jensen Hughes
One Research Drive, Suite 305C
Westborough, MA 01581

Vertical Transportation Consulatant
Lerch Bates
19515 North Creek Parkway, Suite 304
Bothell, WA 98011

Structural Engineer
Magnusson Klemencic Associates
1301 5th Ave, Suite 3200
Seattle, WA 98101

Lighting Designer
O-
1319 SE MLK Blvd, Suite 210
Portland, Oregon 97219

Building Envelope Consultant
RDH
2101 N 34th St
Seattle, WA 98103

Accessibility Consultant
Studio Pacifica
2144 Westlake Ave N, Suite F
Seattle, WA 98109

MEP Engineer
WSP USA
1001 Fourth Ave., Suite 3100
Seattle, WA 98154

principal architect....David Harris
project manager....Grant Hardy
drawn by....Grant Hardy
checked by....Checker
job no. 20052
date May 17, 2024

revisions:

no.	date	by

CONSTRUCTION DOCUMENTS 95%

IFC SET 2 OF 3

May 17, 2024

SITE DETAILS

L405