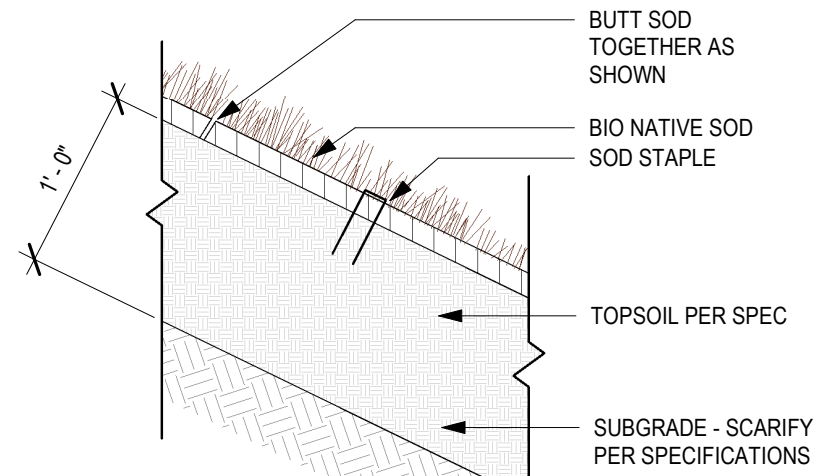


Species	1986	%
<i>Santibez blaugrass</i> (<i>Poa secunda</i> sub. <i>santibezii</i>)	1.00	10.0
<i>Sheep fescue</i> (<i>Festuca ovina</i>)	2.00	20.0
<i>Prairie junegrass</i> (<i>Koeleria macrantha</i>)	0.50	5.0
<i>Western wheatgrass</i> (<i>Pascopyrum smithii</i>)	3.00	30.0
<i>Slender needlegrass</i> (<i>Cynus trachycasus</i> sub. <i>trachycasus</i>)	2.00	20.0
<i>Western yarrow</i> (<i>Achillea millefolium</i> var. <i>occidentalis</i>)	0.25	2.5
<i>Rifle flax</i> (<i>Linum pennsylvanicum</i>)	0.50	5.0
<i>Lance-leaved coreopsis</i> (<i>Coreopsis lanceolata</i>)	0.75	7.5
TOTAL	10.00	100.0

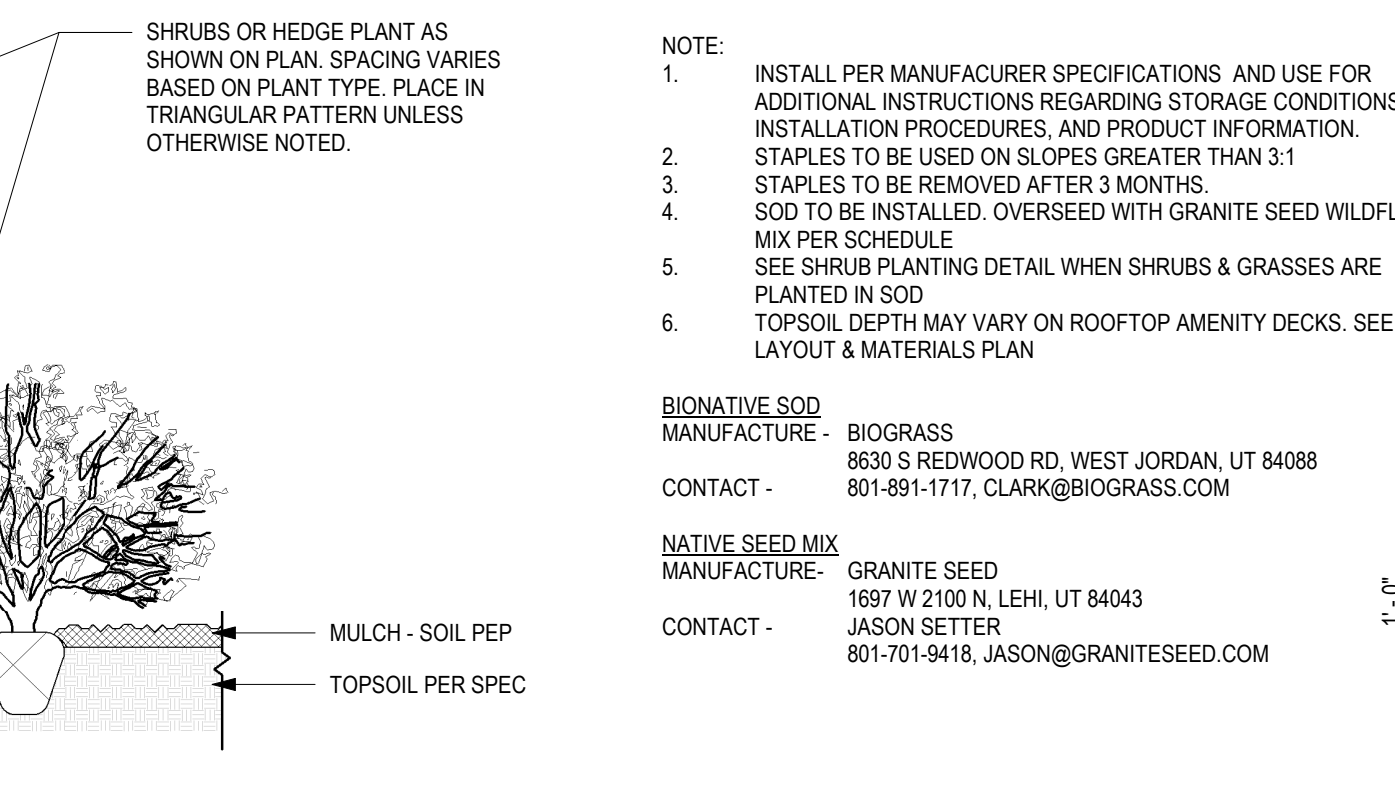


SOD INSTALLATION ON SLOPE

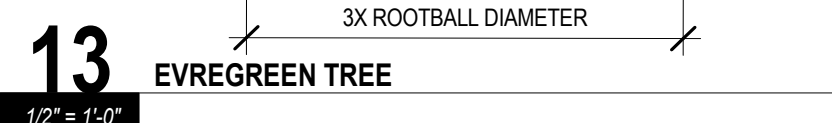
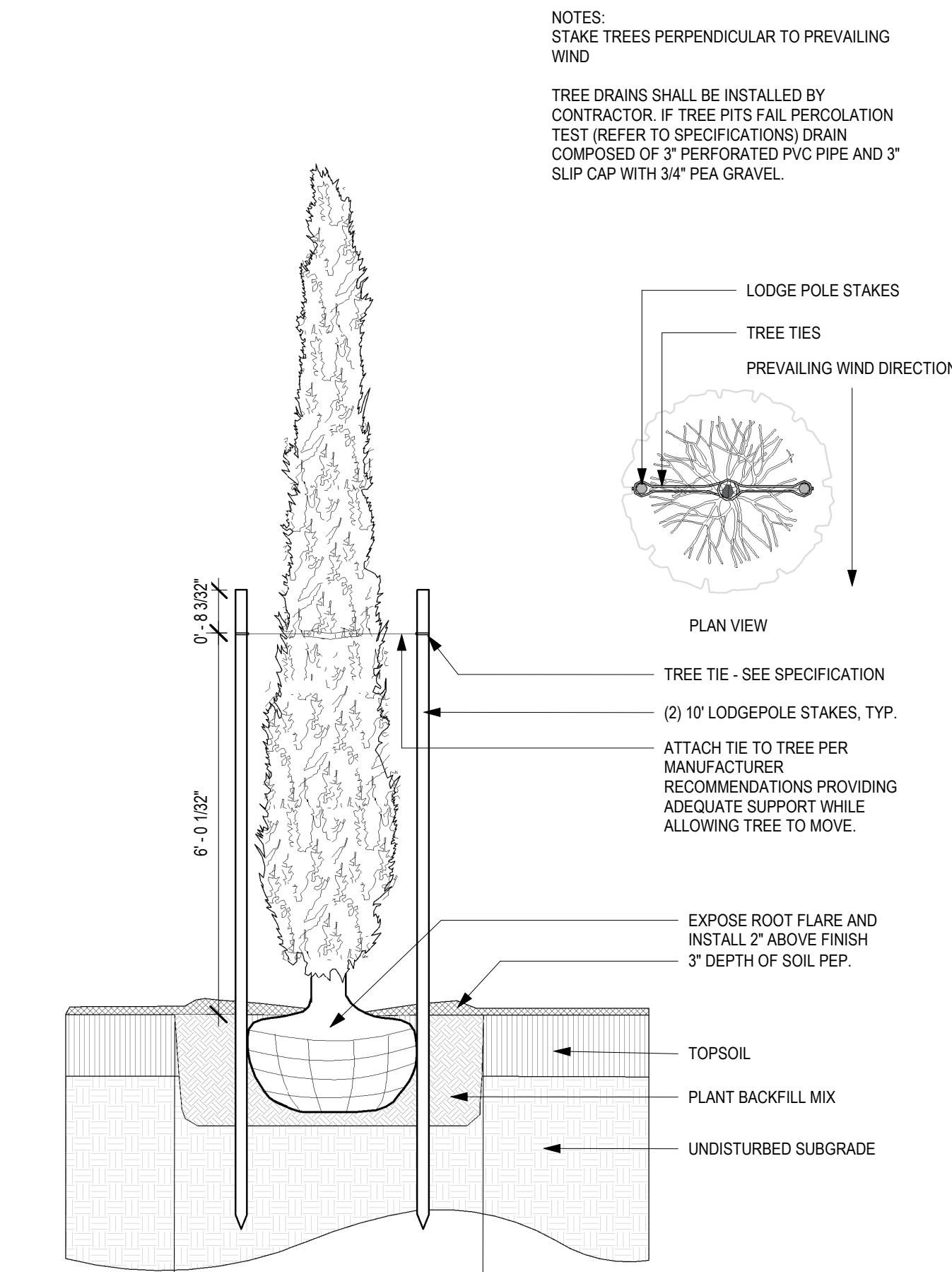
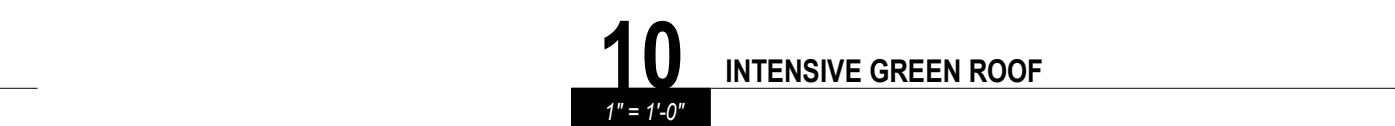
INSTALL (2) TV SOD STAPLES PER PANEL

ALTERNATE SOD PANEL INSTALL AS SHOWN

PLAN VIEW



Species	Lbs.	%
<i>Sarothra marginata</i> (Poa secunda ssp. sandbergii)	1.66	16
<i>Shrop. juncea</i> (Festuca ovina)	2.66	26
<i>Poaie juncea</i> (<i>Scalera maritima</i>)	0.50	5
<i>Western wheatgrass</i> (<i>Pascopyrum entbii</i>)	3.00	30
<i>Slender wheatgrass</i> (<i>Elymus trachycalus</i> ssp. <i>trachycalus</i>)	2.00	20
<i>Western yarrow</i> (<i>Achillea millefolium</i> var. <i>occidentale</i>)	0.25	2
<i>Blue fescue</i> (<i>Festuca perenne</i>)	0.50	5
<i>Lance-leaved coreopsis</i> (<i>Coreopsis lanceolata</i>)	0.75	7
TOTAL	10.00	100



L602