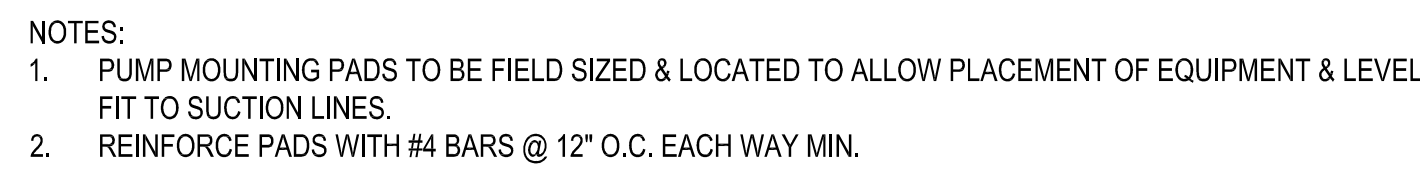
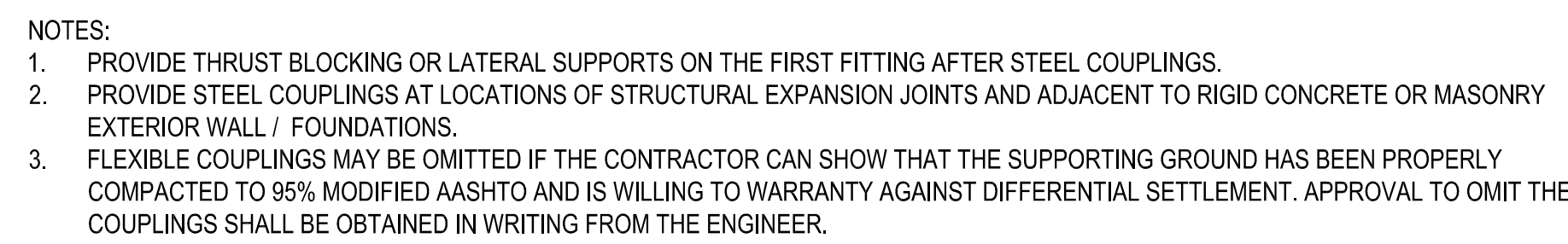


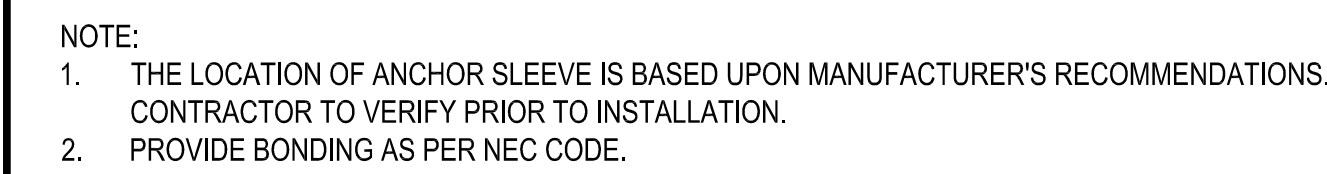
SCALE 1"=1'-0"



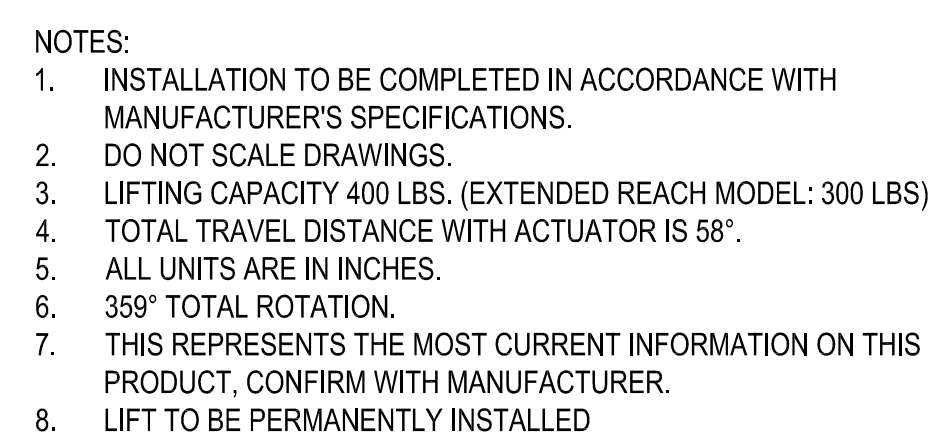
SCALE 1"=1'-0"



SCALE 1"=1'-0"



SCALE 1-1/2'-1'-0"



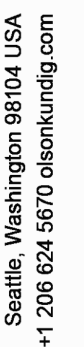
SCALE 3/4"=1'-0"



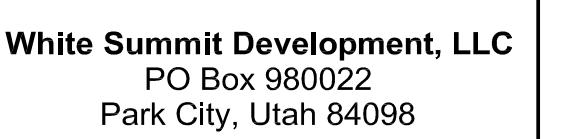
SCALE 1-1/2"-1'-0"

SCALE 3/4"=1'-0"

SCALE 3/4"=1'-0"



PROJECT NAME : SOMMET BLANC
PROJECT ADDRESS



Acoustic Consultant
BRC Acoustics
1932 1st Ave, Suite 620
Seattle, WA 98101

CLOWARDH₂O
WATER PERFECTED

Landscape Architect
EPG Design
6849 South High Tech Drive, Suite 100
Midvale, Utah 84047

Specifications Writer
Friday Group
88 Mainell Road
Middlebury, VT

Code Consultant
Holmes
600 1st Avenue, Suite 200A
Seattle, WA 98104

Fire Protection Engineer
Jensen Hughes
One Research Drive, Suite 305C
Westborough, MA 01581

Vertical Transportation Consultant
Lerch Bates
19515 North Creek Parkway, Suite 304
Bothell, WA 98011

Structural Engineer
Magnusson Klemencic Associates
1301 5th Ave, Suite 3200
Seattle, WA 98101

Lighting Designer
O-
1319 SE MLK Blvd, Suite 210
Portland, Oregon 97219

Building Envelope Consultant
RDH
2101 N 34th St
Seattle, WA 98103

Accessibility Consultant
Studio Pacifica
2144 Westlake Ave N, Suite F
Seattle, WA 98109

MEP Engineer
WSP USA
1001 Fourth Ave., Suite 3100
Seattle, WA 98154

principal architect CH20
project manager CH20
drawn by CH20
checked by CH20
job no. XXXXX
date 05/17/2024

revisions:

DRAFTING STATUS

IFC SET 2 OF 3

05/17/2024

GENERAL DETAILS

W5-1.03