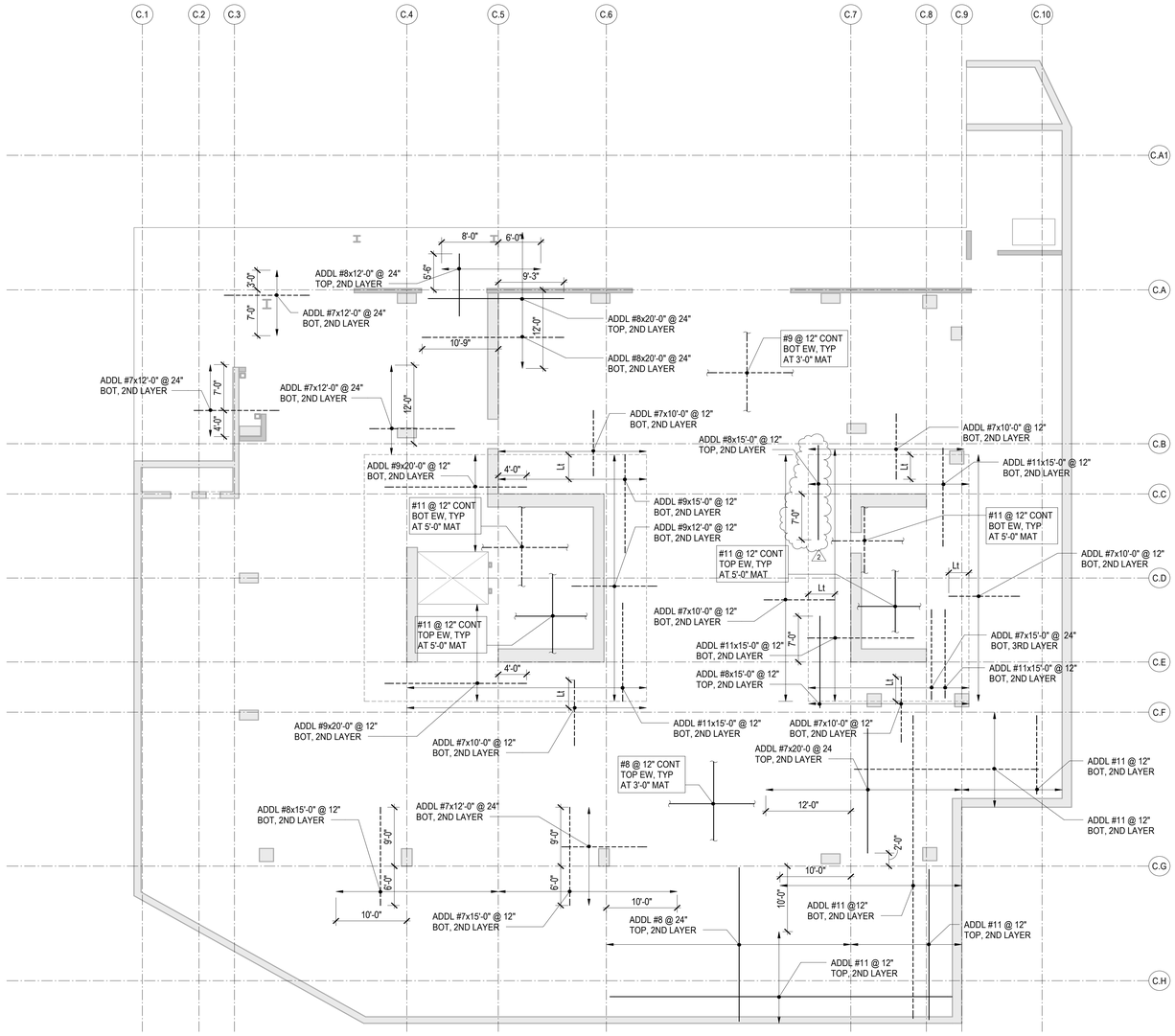

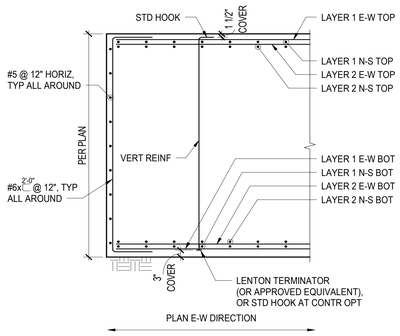

1 TOWER C - FOUNDATION - LONGITUDINAL REINFORCEMENT PLAN

1/8" = 1'-0"

MAT FOUNDATION REINFORCING NOTES:

1. SEE THE "GENERAL NOTES" FOR GENERAL REINFORCING REQUIREMENTS.
2. SEE MAT REINFORCEMENT PLACEMENT DIAGRAM FOR LAYER AND DIRECTION KEY FOR MAT REINFORCEMENT PLACEMENT.
3. HOOK OR PROVIDE TERMINATORS AT ALL #11 BARS OR SMALLER AND PROVIDE TERMINATORS AT ALL #14 AND #18 BARS INTERRUPTED AT PITS AND OPENINGS.
4. PLACE BARS ON LAYER 1, UNLESS NOTED OTHERWISE.
5. ALL TOP AND BOTTOM REINFORCEMENT SHOWN ON MAT REINFORCEMENT PLANS SHALL BE GRADE 60 KSI.
6. VERTICAL REINFORCEMENT SHOWN ON MAT REINFORCEMENT PLANS SHALL BE GRADE 60 KSI.

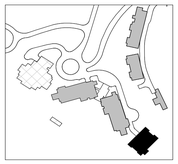

PROFESSIONAL STRUCTURAL ENGINEER
No. 12385783-2203
DAVID CHARLES FIELDS
STATE OF UTAH
04/06/24

Reserved for permit stamp

Olson Kundig
159 South Jackson St, Suite 600
Seattle, Washington 98104-1476
+1 206 624 5670 olsonkundig.com

project:
SOMMET BLANC - ABC
DEER VALLEY, UTAH

MAGNUSSON KLEMENCIC ASSOCIATES
Structural + Civil Engineers
Seattle Chicago
www.mka.com
206 292 1200

principal architect
project manager
drawn by
checked by
job no. 20052
date 04/08/2024

revisions:

no.	date	by
2	04/08/2024	IFC SET 1 OF 3
1	11/18/2022	95% CD

ISSUED FOR CONSTRUCTION
SET 1 OF 3
04/08/2024

TOWER C
FOUNDATION
LONGITUDINAL
REINFORCING
PLAN

S2.C.01.B