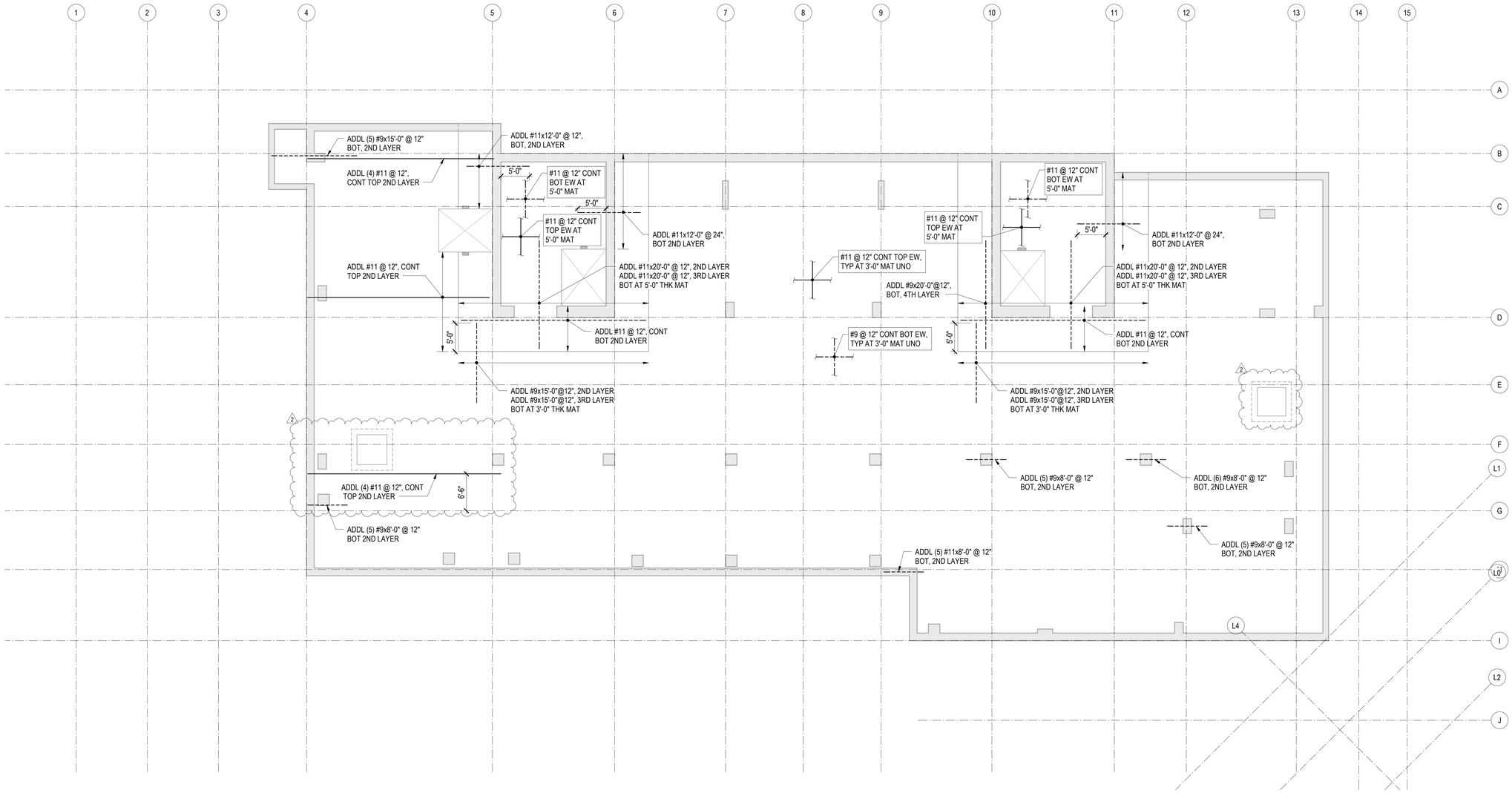

1 TOWER A - LEVEL B1 - LONGITUDINAL REINFORCEMENT PLAN

1/8" = 1'-0"

MAT FOUNDATION REINFORCING NOTES:

1. SEE THE "GENERAL NOTES" FOR GENERAL REINFORCING REQUIREMENTS.
2. SEE MAT REINFORCEMENT PLACEMENT DIAGRAM FOR LAYER AND DIRECTION KEY FOR MAT REINFORCEMENT PLACEMENT.
3. HOOK OR PROVIDE TERMINATORS AT ALL #11 BARS OR SMALLER AND PROVIDE TERMINATORS AT ALL #14 AND #18 BARS INTERRUPTED AT PITS AND OPENINGS.
4. PLACE BARS ON LAYER 1, UNLESS NOTED OTHERWISE.
5. ALL TOP AND BOTTOM REINFORCEMENT SHOWN ON MAT REINFORCEMENT PLANS SHALL BE GRADE 60 KSI.
6. VERTICAL REINFORCEMENT SHOWN ON MAT REINFORCEMENT PLANS SHALL BE GRADE 60 KSI.

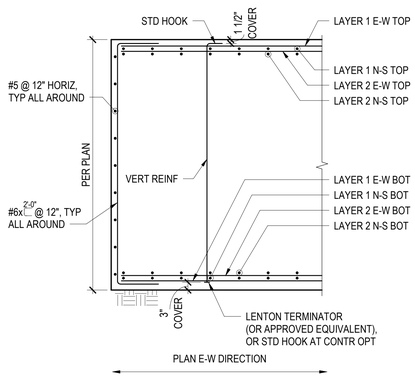

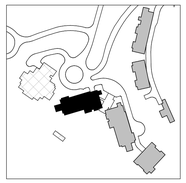

N

Reserved for permit stamp

Olson Kundig
159 South Jackson St. Suite 600
Seattle, Washington 98104 USA
+1 206 624 5670 olsonkundig.com

project:
SOMMET BLANC - ABC
DEER VALLEY, UTAH

MAGNUSSON KLEMENCIC ASSOCIATES
Structural + Civil Engineers
Seattle Chicago
www.mka.com
206 292 1200

principal architect
project manager
drawn by
checked by
job no. 20052
date 05/17/2024

revisions:

no.	date	by
2	7/26/2024	ASI-002
	04/08/2024	IFC SET 1 OF 3
	11/18/2022	95% CD

IFC SET 2 OF 3

05/17/2024

TOWER A LEVEL B1 LONGITUDINAL REINFORCING PLAN

S2.A.01.B