

159 South Jackson St, Suite 600  
Seattle, Washington 98104 USA  
+1 206 624 5670 [olsonkundig.com](mailto:olsonkundig.com)

SOMMET BLANC - ABC  
DEER VALLEY, UTAH

Seattle Chicago  
www.mika.com  
206 292 1200

ct manager\_\_\_\_\_

---

no. 20052

ns:

---

---

---

---

---

2024 ASI-004

---

by

by

---

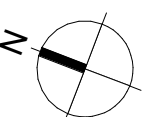
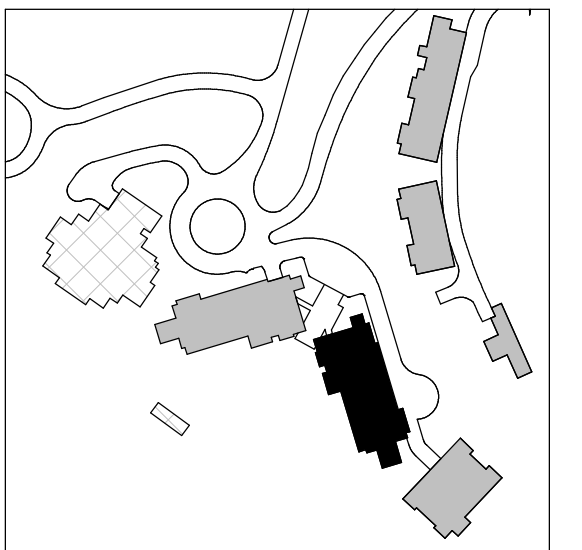
SET 2 OF 3

05/17/2024

VER B LEVEL 4

B 14


---


$$1/8" = 1'-0"$$

## SO XY DRAWING IND

S0.XX	DRAWING INDEX, ABBREVIATIONS, LEGENDS, GENERAL NOTES
S1.XX	LOAD DIAGRAMS
S2.XX	PLANS
S3.XX	ELEVATIONS
S4.XX	TYPICAL DETAILS AND SCHEDULES
S5.XX	CONCRETE SECTIONS AND DETAILS
S6.XX	STEEL SECTIONS AND DETAILS

## 1 DEC

1. REFERENCE FLOOR ELEVATION IS 8400' - 0". TOP OF STRUCTURAL CONCRETE SLAB IS 8399 - 11" UNLESS NOTED OTHERWISE. SEE ARCHITECTURAL DRAWINGS FOR DRAINAGE SLOPES NOT SHOWN.
2. STRUCTURAL SLAB IS AN 8-INCH THICK UNBONDED POST-TENSIONED TWO-WAY SLAB UNLESS NOTED OTHERWISE. SEE TYPICAL POST-TENSIONED SLAB DETAILS FOR ADDITIONAL INFORMATION.
3. THE MINIMUM NUMBER OF REQUIRED POST-TENSIONING TENDONS IS SHOWN ON THE DRAWINGS. FINAL COUNT, LAYOUT, AND LIVE END LOCATION IS PER DEFERRED DESIGN-BUILD SUBMITTAL PROVIDED BY THE CONTRACTOR.
4. CONCRETE PLACED IN THE SLAB/SHEAR WALL INTERSECTION, INCLUDING COUPLING BEAMS, SHALL HAVE MINIMUM CONCRETE STRENGTH EQUAL TO THAT SPECIFIED FOR THE SHEAR WALLS.
5. CONCRETE PLACED IN THE SLAB/COLUMN INTERSECTION SHALL HAVE MINIMUM CONCRETE STRENGTH AS SHOWN IN THE GENERAL NOTES, BUT NO LESS THAN THAT SPECIFIED FOR THE COLUMNS DIVIDED BY 1.4.
6. COORDINATE LOCATION OF ALL EMBEDS WITH MECHANICAL, ELECTRICAL, PLUMBING, AND EXTERIOR WALL SYSTEMS PRIOR TO CASTING THE SLAB.
7. SEE ARCHITECTURAL, MECHANICAL, PLUMBING, ELECTRICAL, AND OTHER DISCIPLINES DRAWINGS FOR OPENING SIZES AND LOCATIONS NOT SHOWN ON PLAN. SEE "TYPICAL OPENINGS AND EMBEDMENTS IN CONCRETE" DETAILS FOR OPENING PLACEMENT CRITERIA. NOTIFY THE STRUCTURAL ENGINEER OF ANY OPENINGS NOT SHOWN ON THE STRUCTURAL DRAWINGS FOR WHICH THE TYPICAL DETAILS DO NOT APPLY.
8. REFERENCE ALL CONSTRUCTION DOCUMENTS FOR SIZE, EXTENT, AND LOCATION OF CONCRETE CURBS, HOUSEKEEPING PADS, CMU WALLS, PLANTER WALLS, BOLLARDS, AND EDGE ANGLES. REINFORCE PER THE TYPICAL DETAILS.
9.  INDICATES POUR STRIPS. WAIT 28 DAYS MINIMUM AFTER PLACING SLAB CONCRETE PRIOR TO CASTING POUR STRIPS. SEE "TYPICAL POST-TENSIONED DELAY STRIP" DETAIL FOR MORE INFORMATION.