

1 TOWER C - LEVEL 6 FRAMING PLAN
1/8" = 1'-0"


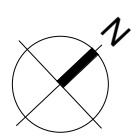
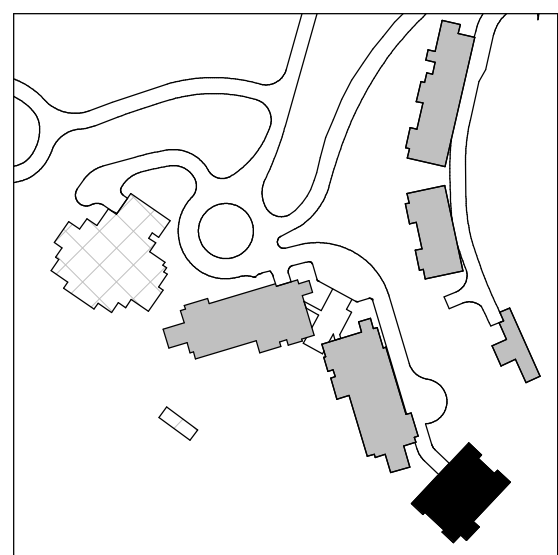
REFERENCE DRAWINGS

S0.XX DRAWING INDEX, ABBREVIATIONS, LEGENDS, GENERAL NOTES
S1.XX LOAD DIAGRAMS
S2.XX PLANS
S3.XX ELEVATIONS
S4.XX TYPICAL DETAILS AND SCHEDULES
S5.XX CONCRETE SECTIONS AND DETAILS
S6.XX STEEL SECTIONS AND DETAILS

NOTES:

- REFERENCE FLOOR ELEVATION IS 8438' - 6". TOP OF STRUCTURAL CONCRETE SLAB IS 8438' - 5", UNLESS NOTED OTHERWISE. SEE ARCHITECTURAL DRAWINGS FOR DRAINAGE SLOPES NOT SHOWN.
- STRUCTURAL SLAB IS AN 8-INCH THICK UNBONDED POST-TENSIONED TWO-WAY SLAB UNLESS NOTED OTHERWISE. SEE TYPICAL POST-TENSIONED SLAB DETAILS FOR ADDITIONAL INFORMATION.
- THE MINIMUM NUMBER OF REQUIRED POST-TENSIONING TENDONS IS SHOWN ON THE DRAWINGS. FINAL COUNT, LAYOUT, AND LIVE END LOCATION IS PER DEFERRED DESIGN-BUILD SUBMITTAL PROVIDED BY THE CONTRACTOR.
- CONCRETE PLACED IN THE SLAB/SHEAR WALL INTERSECTION, INCLUDING COUPLING BEAMS, SHALL HAVE MINIMUM CONCRETE STRENGTH EQUAL TO THAT SPECIFIED FOR THE SHEAR WALLS.
- CONCRETE PLACED IN THE SLAB/COLUMN INTERSECTION SHALL HAVE MINIMUM CONCRETE STRENGTH AS SHOWN IN THE GENERAL NOTES, BUT NO LESS THAN THAT SPECIFIED FOR THE COLUMNS DIVIDED BY 1.4.
- COORDINATE LOCATION OF ALL EMBEDS WITH MECHANICAL, ELECTRICAL, PLUMBING, AND EXTERIOR WALL SYSTEMS PRIOR TO CASTING THE SLAB.

- SEE ARCHITECTURAL, MECHANICAL, PLUMBING, ELECTRICAL, AND OTHER DISCIPLINES DRAWINGS FOR OPENING SIZES AND LOCATIONS NOT SHOWN ON PLAN. SEE "TYPICAL OPENINGS AND EMBEDMENTS IN CONCRETE" DETAILS FOR OPENING PLACEMENT CRITERIA. NOTIFY THE STRUCTURAL ENGINEER OF ANY OPENINGS NOT SHOWN ON THE STRUCTURAL DRAWINGS FOR WHICH THE TYPICAL DETAILS DO NOT APPLY.
- REFERENCE ALL CONSTRUCTION DOCUMENTS FOR SIZE, EXTENT, AND LOCATION OF CONCRETE CURBS, HOUSEKEEPING PADS, CMU WALLS, PLANTER WALLS, BOLLARDS, AND EDGE ANGLES. REINFORCE PER THE TYPICAL DETAILS.
- INDICATES TYPICAL BUILT-UP SLAB ON RIGID FOAM. SEE ARCHITECTURAL DRAWINGS FOR LOCATIONS AND ELEVATIONS OF ARCHITECTURAL BUILT-UP SLABS. SEE TYPICAL BUILT-UP SLAB DETAIL FOR ADDITIONAL INFORMATION.



Reserved for permit stamp

150 South Jackson St., Suite 800
Seattle, Washington 98104 USA
+1 206 624 8707 olsonkundig.com

Olson Kundig

project:
SOMMET BLANC - ABC
DEER VALLEY, UTAH

MAGNUSSON
KLEMENCIC
ASSOCIATES

Structural + Civil Engineers
Seattle Chicago
www.mka.com
206.292.1200

principal architect _____
project manager _____
drawn by _____
checked by _____
job no. 20052
date 05/17/2024

revisions:

5	01/07/2025	ASI-007
3	8/19/2024	ASI-004
2	7/26/2024	ASI-002
	04/08/2024	IFC SET 1 OF 3
	11/18/2022	95% CD
no.	date	by

NOT FOR CONSTRUCTION

05/17/2024

TOWER C LEVEL 6
FRAMING PLAN

S2.C.16