


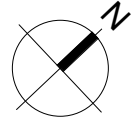
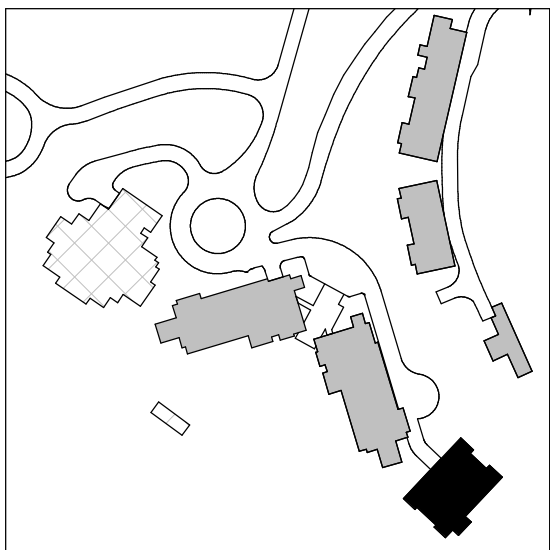
REINFORCING NOTES:

- SEE "GENERAL NOTES" FOR REINFORCING REQUIREMENTS.
- SEE "TYPICAL POST-TENSIONED SLAB DETAILS" FOR ADDITIONAL INFORMATION.
- SLAB REINFORCING SHALL BE PLACED IN THE FOLLOWING SEQUENCE:
BOT BARS IN DIRECTION OF DISTRIBUTED TENDONS
BOT BARS IN DIRECTION OF BANDED TENDONS
TOP BARS IN DIRECTION OF BANDED TENDONS
TOP BARS IN DIRECTION OF DISTRIBUTED TENDONS
- [RX] INDICATES STUD RAIL. STUD RAILS SHALL BE PLACED AT ALL COLUMNS. SEE "TYPICAL STUD RAIL REINFORCEMENT AT COLUMNS" DETAIL AND STUD RAIL SCHEDULE.
- SEE "TYPICAL CONCRETE OPENINGS AND EMBEDMENTS" FOR ADDITIONAL REINFORCEMENT REQUIREMENTS. NOTIFY STRUCTURAL ENGINEER OF ANY OPENINGS NOT SHOWN ON THE STRUCTURAL DRAWINGS FOR WHICH THE TYPICAL DETAILS DO NOT APPLY. ADDITIONAL REINFORCEMENT MAY BE REQUIRED.
- WHERE BAR LENGTH CANNOT BE ACHIEVED DUE TO SLAB EDGE, HOOK BAR.
- WHERE NOTES AS "HOOKED", PROVIDE 90 OR 180 DEGREE HOOK AS SHOWN ON PLAN. NOTED BAR LENGTH IS LENGTH OF STRAIGHT PORTION OF BAR.
- PROVIDE INTEGRITY BOTTOM BARS PER STUD RAIL SCHEDULE AT ALL COLUMNS. CENTER REINFORCEMENT ON COLUMNS AND PLACE INTEGRITY BARS EACH WAY WITHIN COLUMN VERTICAL REINFORCEMENT. TRIM AND HOOK AT SLAB EDGE AS REQUIRED.

1 TOWER C - LEVEL 7 - REINFORCEMENT PLAN
1/8" = 1'-0"

PT TOP REINFORCEMENT SCHEDULE		
MARK	REINFORCING	REMARKS
PT1	(6) #5x10'-0"	
PT2	(6) #5x15'-0"	
PT3	(8) #5x15'-0"	
PT4	(12) #5x10'-0"	
PT5	(10) #5x15'-0"	
PT6	(18) #6x12'-0" @ 5'	STAGGER 3'-0"
PT7	(14) #5x10'-0"	
PT9	(14) #6x15'-0"	
PT11	(13) #6x15'-0"	
PT12	(10) #5x12'-0"	
PT30	#5x10'-0" @ 15"	
PT32	#6x12'-0" @ 6"	
PT50	(4) #5x6'-8"	HOOK AT END
PT51	(6) #5x6'-8"	HOOK AT END
PT52	(10) #5x9'-2"	HOOK AT END
PT54	(6) #5x14'-2"	HOOK AT END
PT56	(16) #5x11'-2"	HOOK AT END
PT57	(10) #5x14'-2"	HOOK AT END
PT60	(12) #5x9'-2"	HOOK AT END
PT80	#5x11'-2" @ 10"	HOOK AT END
PT81	#5x6'-8" @ 10"	HOOK AT END
PT82	#6x9'-0" @ 4"	HOOK AT END
PT83	#6x9'-0" @ 6"	HOOK AT END

PT BOTTOM REINFORCEMENT SCHEDULE		
MARK	REINFORCING	REMARKS
PB1	#5x10'-0" @ 6"	
PB4	#4x6'-10" @ 12"	HOOK AT END
PB5	#5x6'-8" @ 6"	HOOK AT END
PB7	#5x20'-0" @ 12"	
PB8	#7x20'-0" @ 12"	
PB9	#7x20'-0" @ 6"	
PB10	#6x20'-0" @ 6"	
PB13	#5x15'-0" @ 24"	
PB14	#5x15'-0" @ 12"	
PB15	#7x10'-0" @ 8"	
PB16	#7x6'-4" @ 8"	HOOK AT END
PB17	#5x10'-0" @ 12"	
PB18	#7x10'-0" @ 12"	



Reserved for permit stamp

150 South Jackson St., Suite 800
Seattle, Washington 98104 USA
+1 206 624 5970 olsonkundig.com

Olson Kundig

project:
SOMMET BLANC - ABC
DEER VALLEY, UTAH

MAGNUSSON
KLEMENCIC
ASSOCIATES

Structural + Civil Engineers

Seattle Chicago
www.mka.com
206.292.1200

principal architect _____

project manager _____

drawn by _____

checked by _____

job no. 20052

date 05/17/2024

revisions:

5 01/07/2025 ASI/007

04/08/2024 IFG/SET 1 OF 3

11/18/2022 95% CD

no. date by

NOT FOR CONSTRUCTION

05/17/2024

TOWER C LEVEL 7
REINFORCING
PLAN

S2.C.17.R