1 BUILDING C_LEVEL 8 GREEN ROOFS
1" = 10'-0"

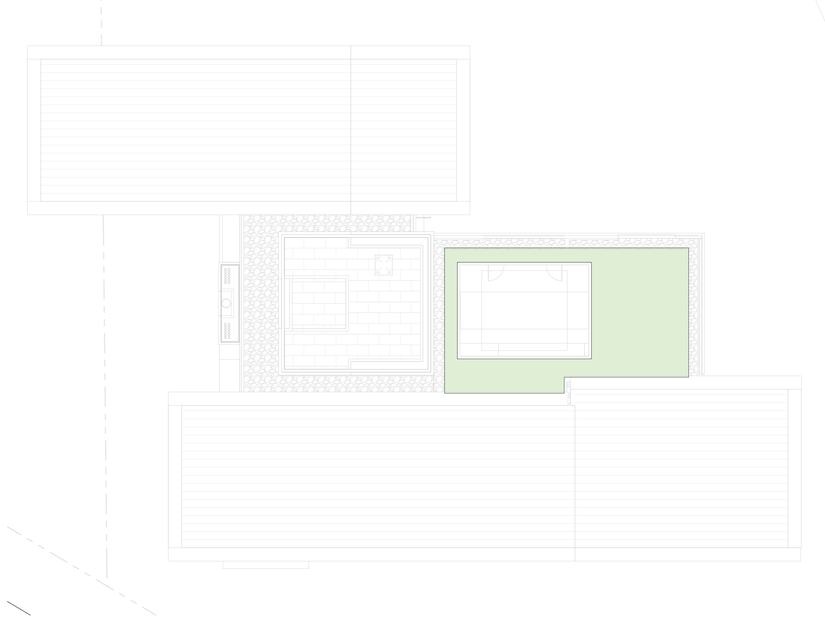

2 BUILDING C_LEVEL 9 GREEN ROOFS
1" = 10'-0"

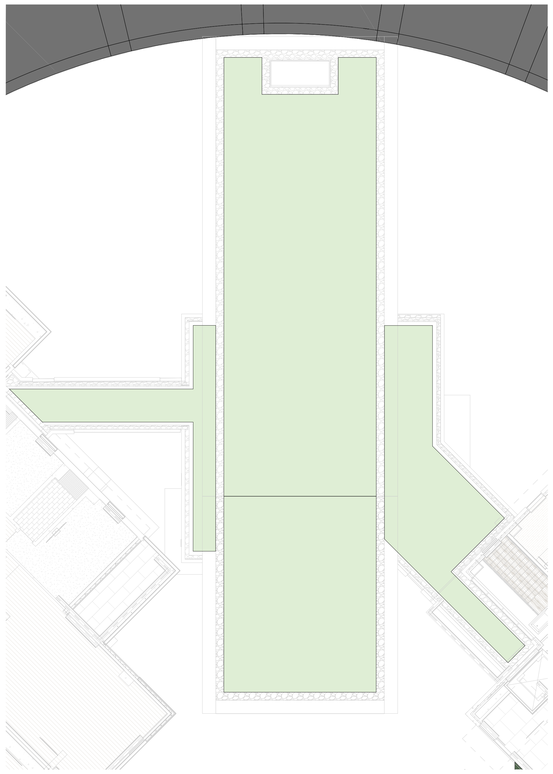

3 BUILDING A/B_LOBBY GREEN ROOFS
1" = 10'-0"

KEYNOTES

01 PAVEMENT, RAMPS, AND CURBS

Keynote		Detail	SF
1/AG-CS	Crushed Stone with Agg Base	4/L401	1,419 SF
1/PV-C	Concrete 4" - Broom Finish with Sawcut Scoring		1,693 SF
1/PV-CAW4	Concrete 4"- White with Acid Wash with Sawcut Scoring		21,468 SF
1/PV-CIC	Concrete 4"-Integral Color with Decorative Scoring		5,416 SF
1/UPV-STN - COPE	Stone Paver - Monolithic - 96x12x12 - Pool Coping	CLOWARD	470 SF
1/UPV-STN-B	Basalt Paver - Monolithic - 96x12x2 - with Conc Base	12/L401	712 SF
1/UPV-STN-BRID GE	Granite Paver - Monolithic - 96x12x2 - with Concrete Base Bridge	12/L401	116 SF
1/UPV-STN-G	Granite Paver - Monolithic - 96x12x3 - with Concrete Base	12/L401	4,912 SF
1/UPV-STN-G DRAIN	Granite Paver - Monolithic - 96x12x2 - with Trench Drain Under	6/L402	174 SF

02 JOINTS

Keynote		Detail	LF
	JOINT - SAW CUT	7/L401	
	JOINT - SAW CUT - BEVELED	8/L401	
	JOINT - EXPANSION	9/L401	
	JOINT - COLD	10/L401	

03 SITE STAIRS

Keynote		Detail	SF
3/STRS-BA	Basalt Treads on CIP Base - 6"x12"x5"	13/401	452 SF
3/STRS-C	Concrete Stair - 6" x 12" - Acid Wash Natural Gray with Concrete with Shadowline	15/L401	1,478 SF
3/STRS-GR	Granite Treads on Concrete Base - 6"x12"	13/401	1,272 SF

04 SITE WALLS

Keynote		Detail	VSF / FF
4/CW6	6" Concrete Wall Boardform	16/401	84 SF
4/CW6-HT12	12" - Hot Tub Wall	17/401	480 SF
4/CW8	8" Concrete Wall Boardform	16/401	1,961 SF
4/CW12	12" Concrete Wall Boardform	16/401	13,205 SF
4/CW12-BASALT	12" Basalt	17/401	970 SF
4/CW24	24" Concrete Wall Boardform	16/401	219 SF
4/CW24-BASALT	24" Basalt	17/401	302 SF

SEE L404-L408 FOR ISOMETRIC AND SECTION VIEWS OF WALLS THEIR ELEVATION RELATIONSHIPS

05 SITE AMENITIES

Keynote		Detail	Count
5/BIKE	Surface Mount Mild Steel	7/L402	6
5/BOULDER	Basalt Boulder	18/401	102
5/FF	Pyro-T 96"x36"x15" - fire feature by Outdoor Elements	3/402	4
5/SF-1SEAT	MamaGreen_BNDD11_BONDI BEAU 1-seater.0001	INT DES	15
5/SF-4SEAT	MamaGreen_BNDD23_BONDI BEAU 4-seater	INT DES	8
5/SF-ADCHR	Grand Adirondack Chair - Ipe - The Best Adirondack Chair.com	INT DES	6
5/SF-ADCHR2	MamaGreen_BNDD01_BONDI Adirondack	INT DES	8
5/SF-BTABLE	Bistro Table (TBD with ID)	INT DES	3
5/SF-CHAIR	MamaGreen_Alice_Casual Chair (MZ020)	INT DES	8
5/SF-DNING1	MamaGreen_Alice Dining Table (MZ209)	INT DES	4
5/SF-DNING2	MamaGreen_Alice Dining Table (MZ211)	INT DES	3
5/SF-DNG2	Dining Table (Interior Designer)	INT DES	1
5/SF-LOUNG_1	MamaGreen_Alice_Lounger with wooden wheels (MZ020)	INT DES	8
5/SF_TABLE-SIDE	18" Side Table - Per Interior Design	INT DES	8
5/WF-POOL	POOL	CLOWARD	1
5/WF-HT	Hot Tub	CLOWARD	208 SF

06 SITE RAILINGS AND FENCES

Keynote		Detail	LF
6/GR18	Kukio - Flat - Space - Wire Mesh - 18"	8/L402	48'
6/GR42	Kukio - Flat - Space - Wire Mesh - 42"	1/L403	27'
6/HR36			770'
			844'

SITE RAILING TO MATCH IN WITH THE OKA DETAIL FOR THE KUKIO HAND / GUARDRAIL. ADJUST DESIGN TO MEET THE SPECIFIED VARIATIONS OF MO MESH AND HEIGHT DIFFERENCES

07 SITE LIGHTING

Keynote		Detail	Count

08 SITE DRAINAGE

Keynote		Detail	Count

Keynote		Detail	Length

09 PLANTING AREAS

Keynote		Detail	SF
9/NPA	Slope Stabilization / Native Alpine Groundcover Landscaping Areas		63,005 SF
9/PA	Planting Area		26,402 SF
9/SOD-LAWN	Lawn		6,871 SF

10 MISCELLANOUS ELEMENTS

Keynote		Detail	Count

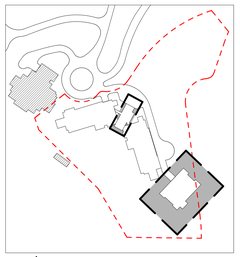

N

0 2' 4' 6' 8' 16' 24'

DISCLAIMER:

THE DESIGNS SHOWN AND DESCRIBED HERIN (INCLUDING ALL TECHNICAL DRAWINGS, GRAPHIC REPRESENTATIONS, AND MODELS THEREOF) ARE PROPRIETARY AND CAN NOT BE COPIED, DUPLICATED, OR COMMERCIALLY EXPLOITED IN WHOLE OR IN PART WITHOUT THE SOLE AND EXPRESS WRITTEN PERMISSION FROM ENVIRONMENTAL PLANNING GROUP (EPG).

ENVIRONMENTAL PLANNING GROUP GROUP (EPG) PROVIDED QUANTITIES ARE CALCULATED BASED ON THE 3D MODEL PROGRESS. CONTRACTORS ARE RESPONSIBLE FOR REVIEWING THE DESIGN AND PROVIDING THEIR OWN CALCULATIONS AND AREAS FOR THE PURPOSES OF COST ESTIMATING / BIDDING. ALL QUANTITIES AND COST ASSUMPTIONS TO BE REVIEWED WITH AND APPROVED BY THE LANDSCAPE ARCHITECT.

THE CLIENT, AND/OR THE CLIENTS CONTRACTOR, IS RESPONSIBLE FOR ATTAINING OR PROVIDING THE NECESSARY CONSTRUCTION PERMIT FOR CITY CODE COMPLIANCE.

8/2/2024

Reserved for permit stamp

Olson Kundig
159 South Jackson St, Suite 600
Seattle, Washington 98104 USA
+1 206.624.5670 olsonkundig.com

project
SOMMET BLANC RESIDENCE 1
ADDRESS
PARK CITY, UT

White Summit Development, LLC
PO Box 980022
Park City, Utah 84098

Acoustic Consultant
BRC Acoustics
1932 1st Ave, Suite 620
Seattle, WA 98101

Pool Consultant
Cloward H20
2696 N University Ave, Suite 290
Provo, UT 84604

Landscape Architect
EPG Design
6949 South High Tech Drive, Suite 100
Midvale, Utah 84047

Specifications Writer
Friday Group
88 Mainelli Road
Middlebury, VT

Code Consultant
Holmes
600 1st Avenue, Suite 200A
Seattle, WA 98104

Fire Protection Engineer
Jensen Hughes
One Research Drive, Suite 305C
Westborough, MA 01581

Vertical Transportation Consulatant
Lerch Bates
19515 North Creek Parkway, Suite 304
Bothell, WA 98011

Structural Engineer
Magnusson Klemencic Associates
1301 5th Ave, Suite 3200
Seattle, WA 98101

Lighting Designer
O-
1319 SE MLK Blvd, Suite 210
Portland, Oregon 97219

Building Envelope Consultant
RDH
2101 N 34th St
Seattle, WA 98103

Accessibility Consultant
Studio Pacifica
2144 Westlake Ave N, Suite F
Seattle, WA 98109

MEP Engineer
WSP USA
1001 Fourth Ave., Suite 3100
Seattle, WA 98154

principal architect David Harris
project manager Grant Hardy
drawn by Grant Hardy
checked by Checker
job no. 20052
date 06.10.2024

revisions:

no.	date	by

CONSTRUCTION DOCUMENTS 95%

06.10.2024

LAYOUT & MATERIALS PLAN

L106