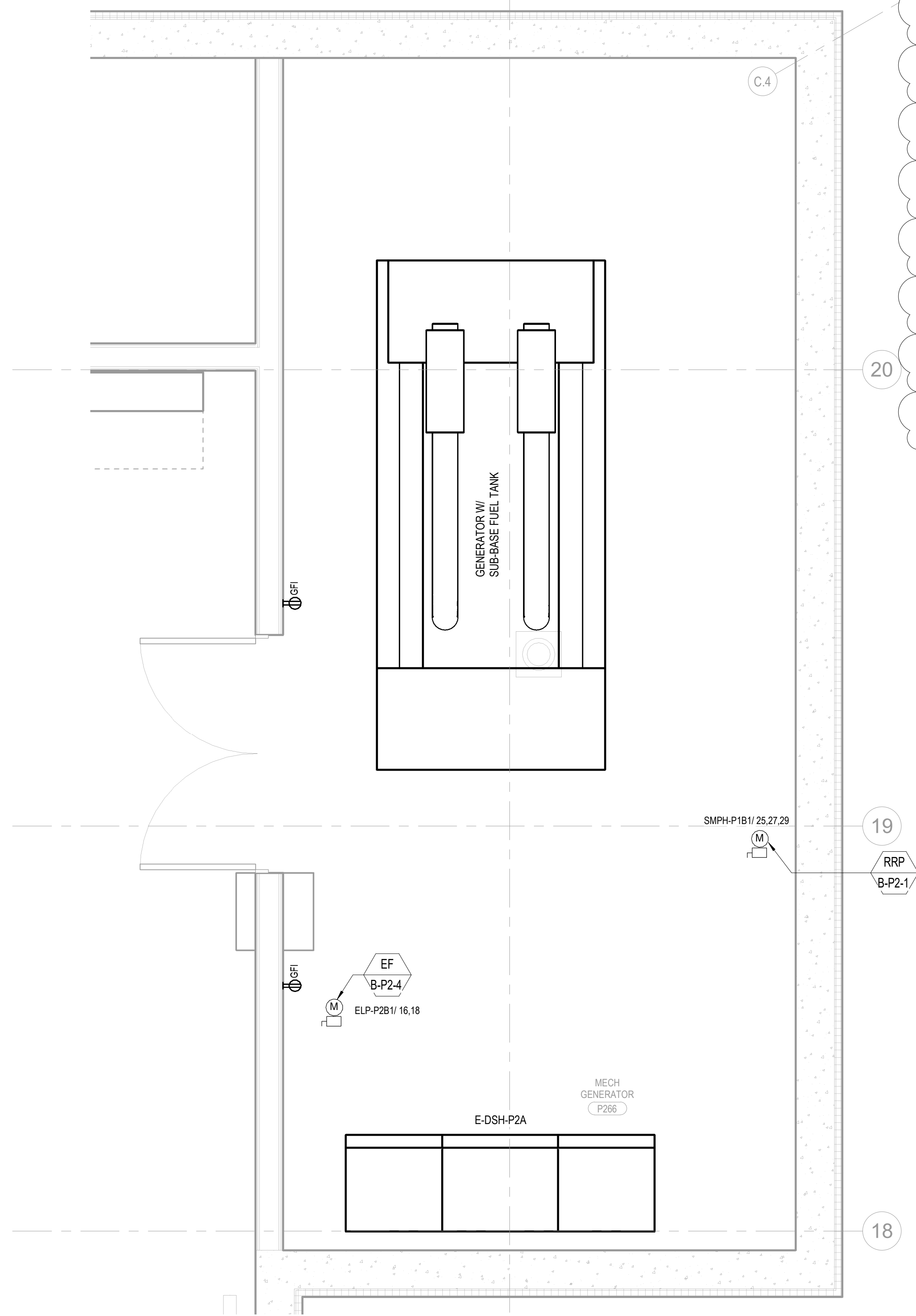
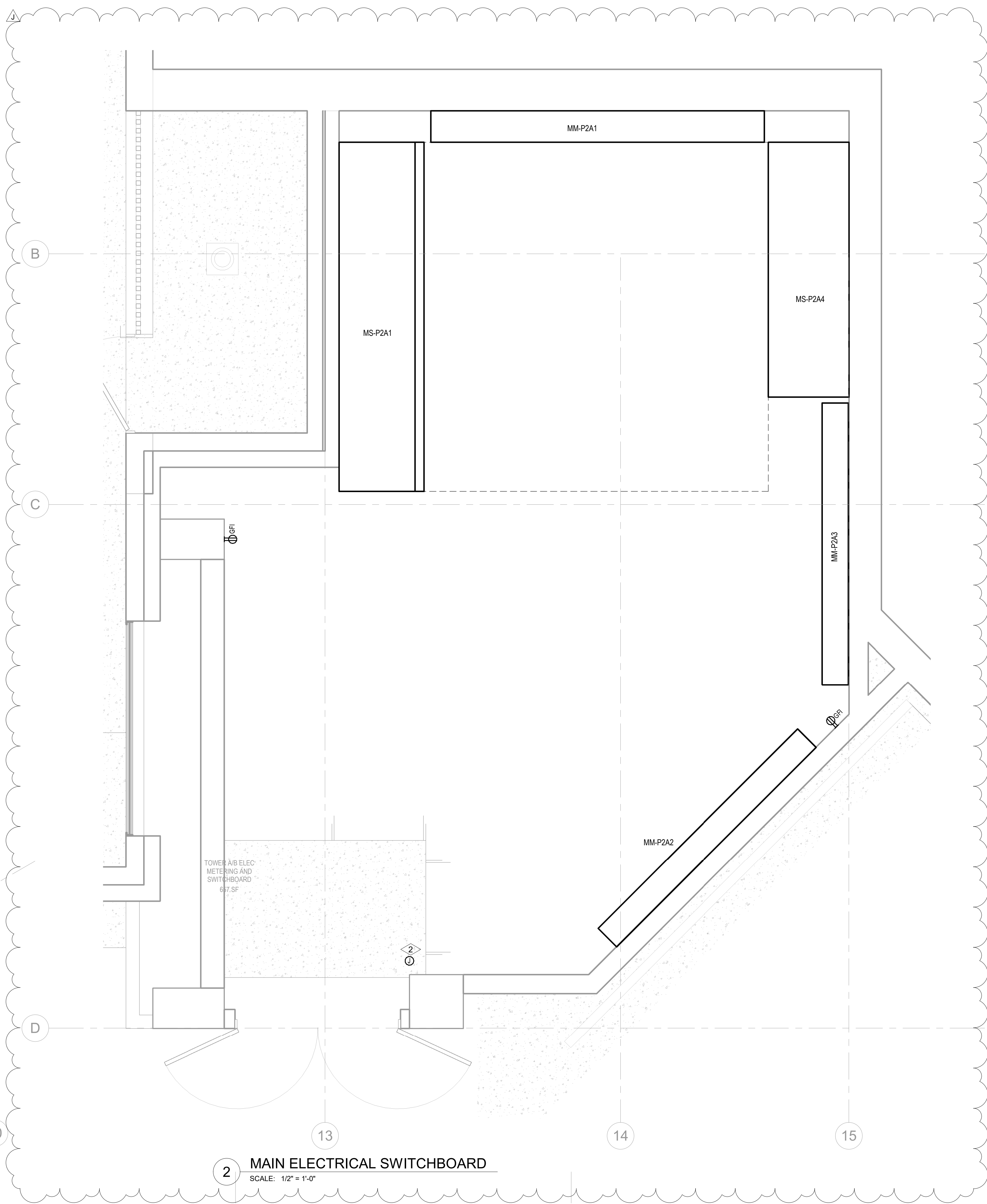


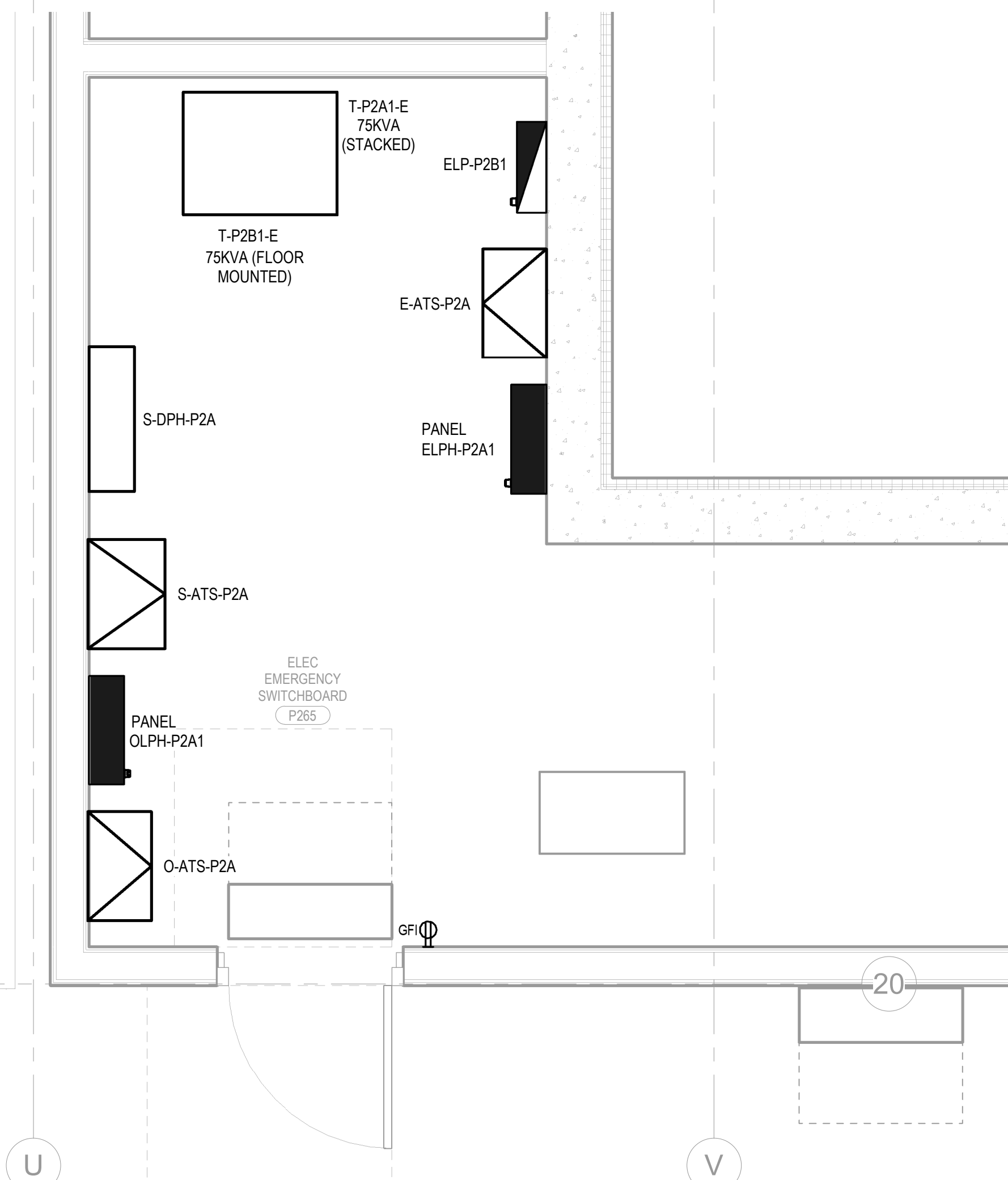
1 ELECTRICAL A SWITCHBOARD
SCALE: 1/2" = 1'-0"



3 GENERATOR ROOM
SCALE: 1/2" = 1'-0"



2 MAIN ELECTRICAL SWITCHBOARD
SCALE: 1/2" = 1'-0"



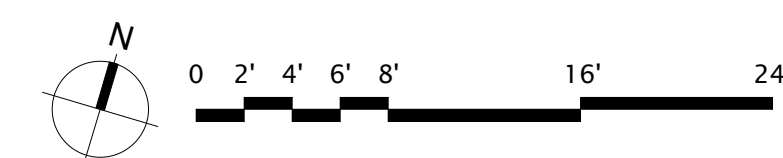
4 ELECTRICAL EMERGENCY SWITCHBOARD
SCALE: 1/2" = 1'-0"

NUMBERED NOTES:

- FAN COIL INDOOR UNIT DENOTED IS PART OF A SPLIT SYSTEM AND IS TO BE POWERED BY THE OUTDOOR UNIT. ELECTRICAL CONTRACTOR IS TO SUPPLY AND INSTALL THE WIRING AND CONDUITS BETWEEN THE OUTDOOR UNIT AND THE INDOOR UNIT AS PART OF THIS SCOPE OF WORK. REFER TO THE EQUIPMENT CONNECTION SCHEDULE FOR ADDITIONAL REQUIREMENT.
- THE DOOR SHALL OPEN IN THE DIRECTION OF EGRESS AND SHALL BE PROVIDED WITH THE PANIC HARDWARE.

SHEET NOTES:

- DRAWINGS ARE INTENDED TO SHOW GENERAL ARRANGEMENT, DESIGN, AND EXTENT OF WORK AND ARE DIAGRAMMATIC. DRAWINGS ARE NOT INTENDED TO SHOW EXACT LOCATIONS EXCEPT WHERE DIMENSIONS ARE SHOWN. ELECTRICAL WORK IS SHOWN ON PLANS USING STANDARD INDUSTRY SYMBOLS. BEFORE ORDERING MATERIALS OR DOING WORK, VERIFY MEASUREMENTS PERTAINING THERETO AND ASSUME RESPONSIBILITY THEREFOR. ANY SUBSTANTIAL DIFFERENCES BETWEEN DRAWINGS AND CONDITIONS IN THE FIELD SHALL BE SUBMITTED TO THE CONSTRUCTION MANAGER FOR CONSIDERATION BEFORE PROCEEDING WITH WORK.
- WORK PERFORMED INCLUDES LABOR, MATERIALS, AND EQUIPMENT REQUIRED TO INSTALL A COMPLETE ELECTRICAL SYSTEM AS INDICATED ON THESE DRAWINGS AND AS SPECIFIED. REFER TO ELECTRICAL CONNECTION SCHEDULE FOR CONDUIT, WIRING, COPD, DISCONNECT REQUIREMENTS.
- VERIFY EQUIPMENT SIZES AND POWER REQUIREMENTS FOR EQUIPMENT PROVIDED BY OTHERS.
- ELECTRICAL CONDUITS IN FINISHED SPACES SHALL BE CONCEALED. COORDINATE WITH OTHER TRADES AND USE CHASES AND CEILING SPACES. LOCATIONS OF ELECTRICAL JUNCTION BOXES IN FINISHED SPACES SHALL BE APPROVED BY ARCHITECT PRIOR TO ROUGH-IN.
- REFER TO MECHANICAL AND PLUMBING PLANS FOR EXACT LOCATION OF HVAC/PLUMBING EQUIPMENT.
- PROVIDE CONDUIT, WIRE AND J-BOXES FOR CIRCUITING SHOWN. QUANTITY AND SIZES OF J-BOXES TO BE DETERMINED BY CONTRACTOR.
- CONTRACTOR SHALL BE RESPONSIBLE FOR REPAIR OF ANY ELECTRICAL CIRCUITS AFFECTED BY CONSTRUCTION. SUCH CIRCUITS WILL BE REPAIRED IMMEDIATELY. THERE WILL BE NO DISRUPTION OF SERVICE OUTSIDE OF CONSTRUCTION ZONE/ AREA.
- PROVIDE TAMPER PROOF RECEPTACLES IN RESIDENTIAL UNITS.



Reserved for permit stamp

100 South Jackson Street, Suite 800
Seattle, Washington 98104 USA
+1 206 834 5870 olsonkundig.com

Olson Kundig

project
SOMMET BLANC
9300 Marzac Ave (B2 East Parcel)
Park City, Utah 84060

ASPEN GROUP
Aspen Group USA, LLC
PO Box 980022
Park City, Utah 84098

Pool Consultant
Cloward H2O
2696 N University Ave, Suite 290
Provo, UT 84604

Landscape Architect
EPG Design
6048 South High Tech Drive, Suite 100
Midvale, Utah 84047

Specifications Writer
Friday Group
86 Marrett Road
Middlebury, VT

Code Consultant
Holmes
600 1st Avenue, Suite 200A
Seattle, WA 98104

Fire Protection Engineer
Jensen Hughes
One Research Drive, Suite 305C
Westborough, MA 01581

Vertical Transportation Consultant
Larch Bates
19515 North Creek Parkway, Suite 304
Bothell, WA 98011

Structural Engineer
Magnusson Klemencic Associates
1301 5th Ave, Suite 3200
Seattle, WA 98101

Lighting Designer
O
1319 SE MLK Blvd, Suite 210
Portland, Oregon 97219

Building Envelope Consultant
RDH
2101 N 34th St
Seattle, WA 98103

Accessibility Consultant
Studio Pacifica
2144 Westlake Ave N, Suite F
Seattle, WA 98109

MEP Engineer
WSP USA
1001 Fourth Ave., Suite 3100
Seattle, WA 98154

principal architect _____
project manager _____
drawn by _____
checked by _____
job no. _____
date 5/31/2024

revisions:

J 01/16/2025 ASI 6

no. date by

IFC Set 3 of 3
5/31/2024

ELECTRICAL ENLARGED PLANS

E4.01AB